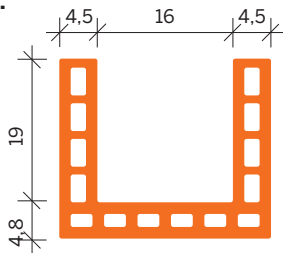


# TECHNISCHE SKIZZEN

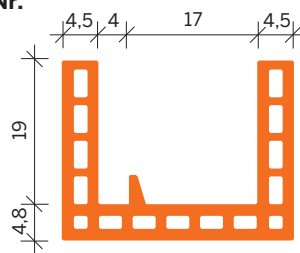
## U-SCHALE 250

Art.Nr.  
280



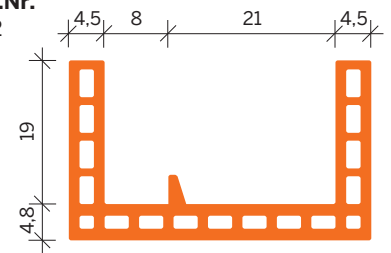
## U-SCHALE 300

Art.Nr.  
281



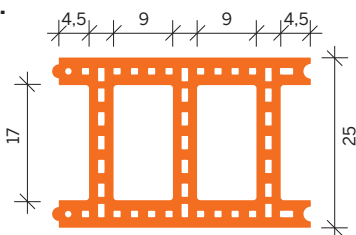
## U-SCHALE 380

Art.Nr.  
282



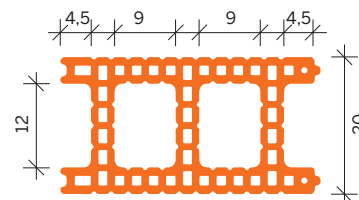
## SSZ PLAN-VERFÜLLZIEGEL 25

Art.Nr.  
563  
563D



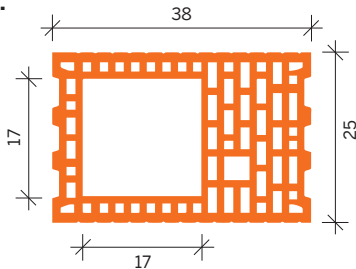
## SSZ PLAN-VERFÜLLZIEGEL 20

Art.Nr.  
566  
566D



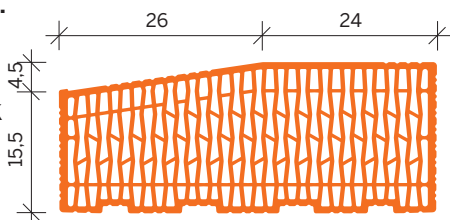
## 25 VZ SÄULE PLAN

Art.Nr.  
552  
552D



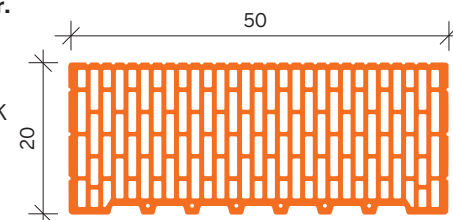
## 50 LAIBUNG

Art.Nr.  
258  
558  
558D  
558DK

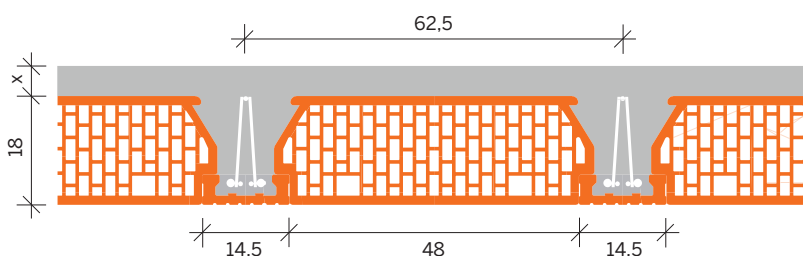


## 50 ANFÄNGER

Art.Nr.  
259  
559  
559D  
559DK



## ZIEGELDECKE-ACHSTEILER/BEISPIEL F18



alle Maßangaben in cm